


22.65%

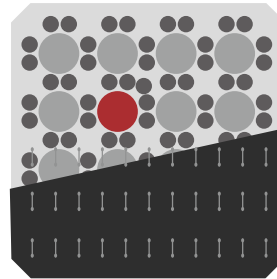
Maximum Module Efficiency

Ideal for **Utility** & **Commercial** Installations

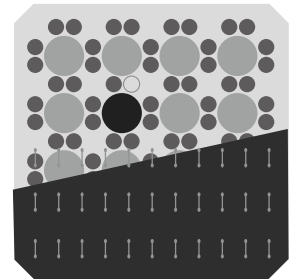


30% More Power than P-Type Module

● Silicon ● Electron ● Phosphorus ● Boron

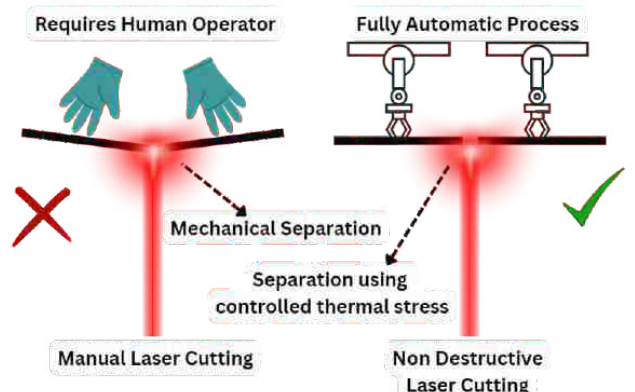


N type solar cells



P type solar cells

Non-Destructive Cutting Machine for Lower Stresses



FRONT SIDE ELECTRICAL DATA (STC)		
Model No.	G2G1740N-UHAD	G2G1755N-UHAD
Peak Power Output -Pmax(Wp)	580	585
Power Output Tolerance (Wp)	0 ~ +5	0 ~ +5
Open Circuit Voltage-Voc(V)	51.04	51.19
Maximum Power Voltage-Vmpp(V)	42.37	42.52
Short circuit current-Isc(A)	14.45	14.52
Maximum Power Current-Impp(A)	13.69	13.76
Module Efficiency (%)	22.45	22.65
Fill Factor (%)	78.64	78.71

*(STC) = 1000 W/m² Irradiance, Air Mass 1.5 and 25°C Cell Temperature

ELECTRICAL DATA (NOCT)		
Peak Power Output -Pmax(Wp)	430.94	434.66
Open Circuit Current-Voc(V)	47.47	47.61
Maximum Power Voltage-Vmpp(V)	38.68	38.91
Short circuit current-Isc(A)	11.73	11.79
Maximum Power Current-Impp(A)	11.12	11.17

*(NOCT) = 800 W/m² Irradiance, Air Mass 1.5, Ambient Temperature 20°C and Wind Speed 1 m/s

TOTAL POWER (FRONT+BACK)			
With 10% Gain	Peak Power (Wp)	638	644
	Efficiency η_h (%)	24.70	24.93
With 15% Gain	Peak Power (Wp)	667	673
	Efficiency η_h (%)	25.82	26.05
With 20% Gain	Peak Power (Wp)	696	702
	Efficiency η_h (%)	26.94	27.18
With 25% Gain	Peak Power (Wp)	725	731
	Efficiency η_h (%)	28.07	28.30
With 30% Gain	Peak Power (Wp)	754	761
	Efficiency η_h (%)	29.19	29.46

MECHANICAL DATA	
Solar Cells Per Module (units)	144
Cells Configuration (Matrix)	12 × 6 12 × 6
Cell Size (mm)	91 × 182
Length(L) × Width(W) × Thickness(T) in mm	2278 × 1134 × 35
Area of module (sq-m)	2.583252
Weight of module (kg)	32.0 ± 2%

Cell Type	N-type Mono-crystalline (9 \times 182)
Junction Box	IP 68 rated Split Junction Box with Individual Bypass Diode
Connector	IP 68 rated MC4 Compatible
Front Cover(Glass)	2.0 mm Low Iron High Transmission AR Coated Tempered Glass
Back Cover (Glass)	2.0 mm Low Iron High Transmission AR Coated Tempered Glass
Encapsulant	PID Free and UV Resistant
Frame	Anodized Aluminum Frame
Application Class Rating	Class A
Safety Class Rating	Class II
Fire Safety	Class C
Mechanical Load	Snow Load 5400 Pa, Wind Load 2400 Pa
Cable Type	4 mm ²

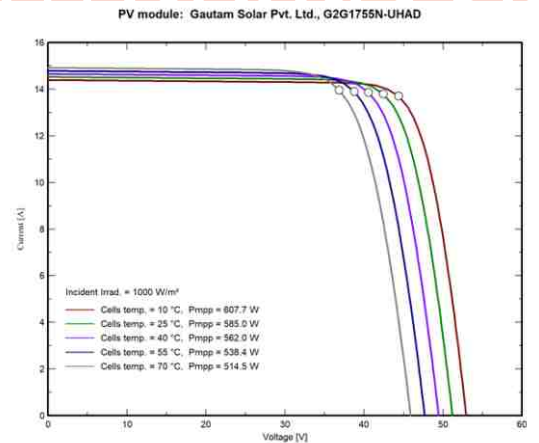
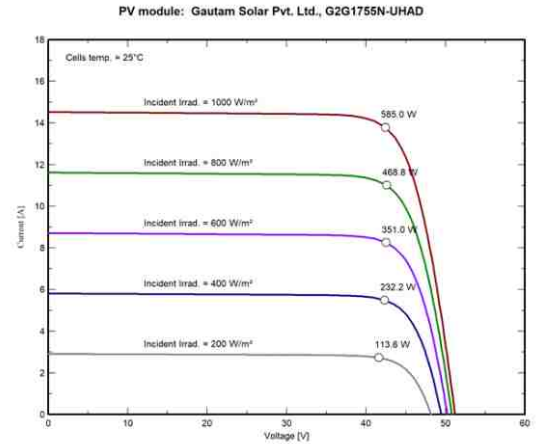
TEMPERATURE RATINGS	
NOCT	45°C ± 2°C
Temperature Coefficient of Pmax	-0.29% /°C
Temperature Coefficient of Voc	-0.25% /°C
Temperature coefficient of Isc	0.045% /°C
Temperature Range	-40°C to +85°C

Maximum System Voltage	1500V DC
Maximum Series Fuse Rating	30A

PACKING CONFIGURATION	
Container	40' HQ
Pieces per Pallet	31
Pallets per container	20
Pieces per container	620

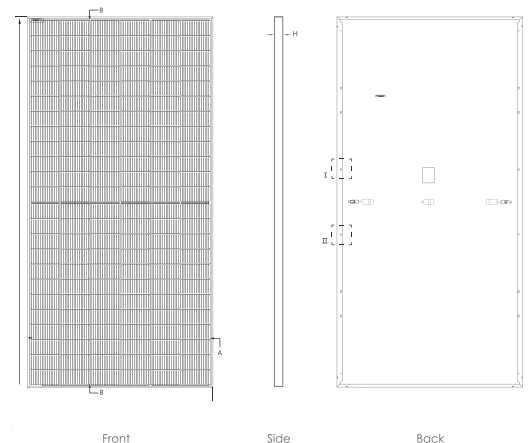
Specifications provided in the datasheet are subject to change without Prior notice.

Characteristic Curves



12 Years Product Warranty
30 Years Power Output Warranty

Engineering Drawings



Front

Side

Back